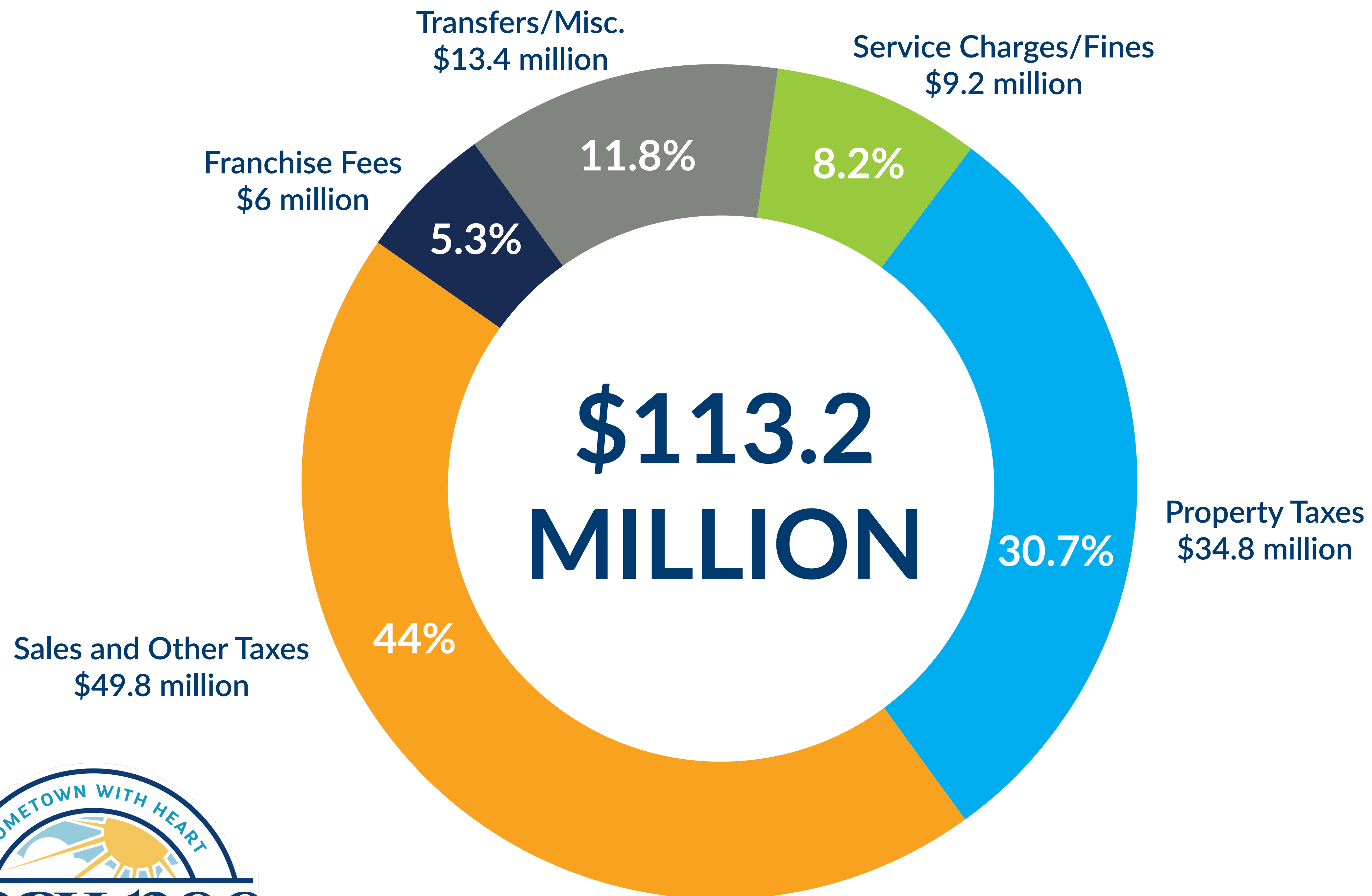
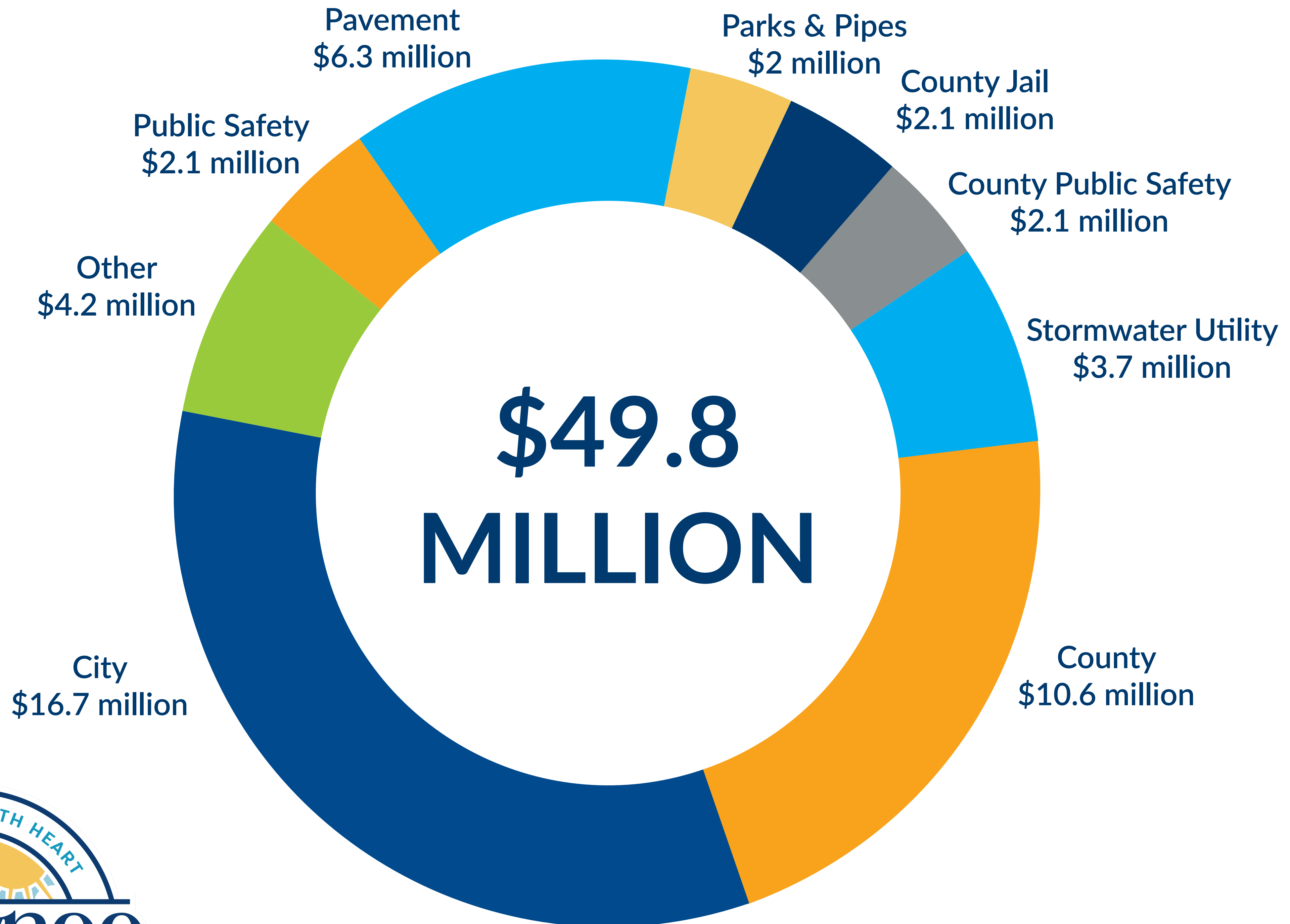


# How the **BUDGET** is Funded



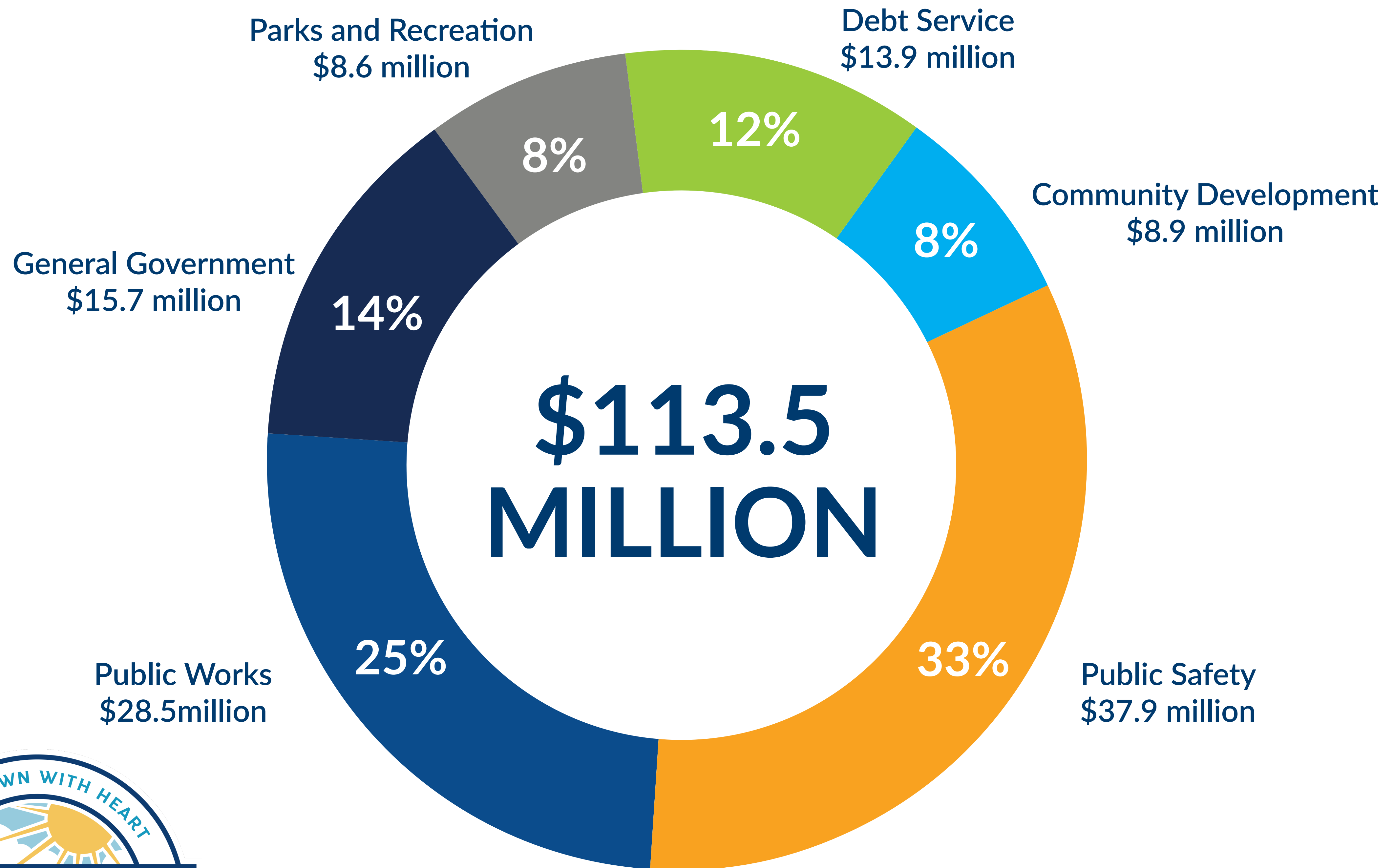
~ H O M E T O W N   W I T H   H E A R T ~

# Sales and Other Taxes Breakdown



~ H O M E T O W N   W I T H   H E A R T ~

# How **BUDGET** Dollars are Spent



~ H O M E T O W N   W I T H   H E A R T ~

# Calculating Your City Property Taxes

In 2024, the City's property tax rate (mill levy) used to calculate property taxes will be approximately .023047. Below is the formula to calculate your property taxes.

Your Home's Market Value x 11.5% = Your Home's Assessed Value  
Assessed Value x City's Mill Levy Rate (.023047) =  
What you pay in City Property Taxes

Example:

$\$382,700 \times 11.5\% = \$44,011$   
 $\$44,011 \times .023047 = \$1,014.31$




~ H O M E T O W N   W I T H   H E A R T ~



# Your Property Tax Dollar Distribution

As a Shawnee resident, your property taxes support education, parks and recreation, libraries, as well as the county and state. For each dollar you pay in property taxes, the following entities receive a portion based on the individual mill levy for each.



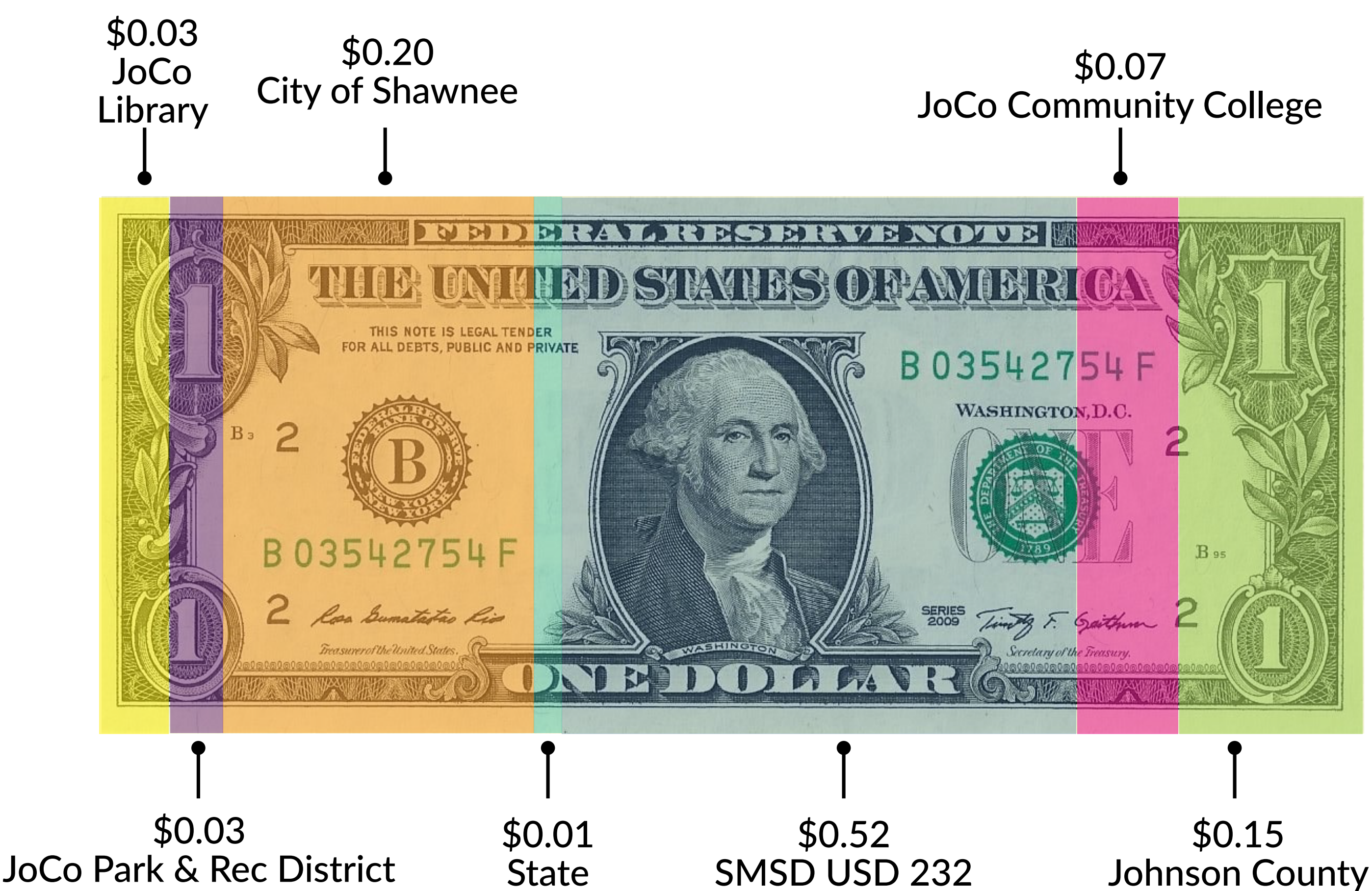
## Shawnee Mission USD 512 School District

SMSD USD 512	50.799	47%
City of Shawnee	23.047	21%
Johnson County	17.495	16%
JoCo Community College	8.116	8%
JoCo Library	3.808	4%
JoCo Park & Rec District	3.016	3%
State	1.5	1%
	<hr/>	
	107.781	100%





# Your Property Tax Dollar Distribution



## De Soto USD 232 School District

De Soto USD 232	61.126	52%
City of Shawnee	23.047	20%
Johnson County	17.495	15%
JoCo Community College	8.116	7%
JoCo Library	3.808	3%
JoCo Park & Rec District	3.016	3%
State	1.5	1%
	<hr/>	
	118.108	100%





# Sales Tax

For every \$100 in purchases, residents and businesses pay \$9.60 in sales tax. Of this amount, the City receives \$1.63. The remaining \$7.97 goes to the State of Kansas and Johnson County.

<b>Total Sales Tax Rate Within Shawnee</b>	<b>9.600%</b>
State of Kansas	6.500%
Johnson County	1.475%
*City of Shawnee	1.000%
Shawnee Parks and Pipes	0.125%
Shawnee Public Safety	0.125%
Shawnee Pavement	0.375%

*\*Additional 1.0% at Shawnee Plaza Shopping Center for a Transportation Development District*

*\*Additional 1.5% at Westbrooke Green for a Community Improvement District*



~ H O M E T O W N   W I T H   H E A R T ~

# Shawnee Rebate Program

Shawnee offers rebate programs to **low income residents** and **seniors citizens**. Rebates are processed at the City Clerk's office at City Hall, 11110 Johnson Drive, Shawnee, KS 66203. Refunds take approximately four to six weeks to process. Contact the City Clerk's Office at 913.742.6014 if you have questions about rebate programs.

## Low Income Rebates:

Franchise Fees Rebate (Gas and Electric Bills)

Stormwater Utility Rebate

Property Tax Rebate Program

## Do I Qualify for Low Income Rebates?

- Be a current resident of the City of Shawnee, Kansas
- Live in and own your home
- Be current on your property taxes and special assessments
- Meet the HUD's Very Low Income Guidelines for your whole household

## Senior Citizen Rebate:

Telephone Bill Rebate

## Do I Qualify for Senior Citizen Telephone Bill Rebate?

- Residents 62 and older
- Must have landline telephone bills

[cityofshawnee.org/rebates](http://cityofshawnee.org/rebates)



~ H O M E T O W N   W I T H   H E A R T ~



# What is the Revenue Neutral Rate?

The revenue neutral rate (RNR) is the tax rate that would generate the same property tax revenue as levied the previous tax year, using the current tax year's total assessed valuation.

## Breakdown for the City of Shawnee

This Year



Revenue Neutral



Proposed Next Years



	2022 Tax Year	2023 Tax Year	2023 Tax Year
	2023 Budget	2024 Budget	2024 Budget
	Current Levy	Revenue Neutral	Council Proposed
Total Assessed Valuation	\$1,194,655,112	\$1,332,543,352	\$1,332,543,352
% Increase		10.34%	
Mill Levy	24.047	21.561	23.047
City of Shawnee Mill Levy	\$28,728,327.00	\$28,728,327.00	\$30,711,336.00
Average Home Value (Shawnee)			
County Appraised Value	\$343,462	\$382,700	\$382,700
County Assessed Valuation	39,498	44,010	44,010
Taxes Paid to Shawnee	\$949.81	\$949.81	\$1014.31
Taxes Per Month	\$79.15	\$79.15	\$84.53
Change from 2023			\$5.38



~ H O M E T O W N   W I T H   H E A R T ~

# Parks & Pipes and Pavement

## Parks & Pipes Fund

The Parks & Pipes Fund is a 1/8 cent citywide sales tax that is specifically designated for building and improving City parks, trails, and the stormwater drainage systems. This is a renewable tax with a sunset period of 10 years; it has been approved by voters twice before. If funding is not approved this will create a shortfall of about \$2 million in the budget for upgraded parks, trails, greenspace, and improved stormwater pipes and culverts.

**2021 Budget:** \$ 1,860,721  
**2022 Budget:** \$1,919,400  
**2023 Budget:** \$1,953,300  
**2024\* Budget:** \$1,964,000  
**2025\* Budget:** \$2,028,100

\*Estimated Budget Revenue

## Pavement Fund

This is a sales tax encompassed in the Special Highway Fund. It is a 3/8 cent sales tax dedicated to the maintenance and improvement of the City's streets, curbs, and sidewalks. The tax has contributed about \$6 million to the budget for improvement of Shawnee's 829 pavement lane miles, infrastructure in the form of mill and overlay, curb and sidewalk maintenance, and full depth patches.

**2021 Budget:** \$5,548,298  
**2022 Budget:** \$5,714,000  
**2023 Budget:** \$5,813,000  
**2024\* Budget:** \$5,714,000  
**2025\* Budget:** \$1,314,000

\*Estimated budget revenue without sales tax renewal



~ H O M E T O W N   W I T H   H E A R T ~



# Street and Stormwater Maintenance

## Annual Street Maintenance

The Street Maintenance Program consists of annual expenditures for street maintenance activities including: pavement patching, surface repairs, crack sealing work, chip/seal treatments, mill and overlay improvements, bridge repairs and other preventive maintenance for pavement surfaces. This program also provides some sidewalk and curb and gutter repair work. This program includes all city building/parks parking lot maintenance work.

**2023 Budget:** \$6,472,000

**2024 Budget:** \$7,384,000

**2025 Budget:** \$5,904,479

**2026\* Budget:** \$2,582,262

\*The 2026 budget significant drops from previous years due to the pavement sales tax sunset.

## Annual Pipe Repair

The Pipe Repair Program consists of annual expenditures for stormwater drainage pipe repair activities including: Repair, replacement, or lining of storm sewer pipes that are in poor and/or failure condition. Stormwater structures (manholes and storm drainage inlets) as well as other elements of the public drainage system such as channels and ditches that are in poor or failed condition may also be repaired or replaced in this program. This program is funded through the Storm Water Utility fee. Annual as well as historic pipe and structure condition inspection data provide the basis for prioritizing repairs. The planned level of funding for this program is \$2,000,000 per year however this may be reduced due to unanticipated repair needs.

**2023 Budget:** \$1,256,942

**2024 Budget:** \$1,114,386

**2025 Budget:** \$1,210,408

**2026 Budget:** \$1,484,943



~ H O M E T O W N   W I T H   H E A R T ~